

Inductive analog sensor

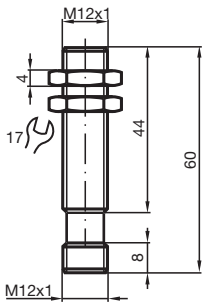
IA6-12GM50-IU-V1



- Inductive analog
- Analog output 0 V ... 10 V/4 mA ... 20 mA
- 0...6 mm quasi flush



Dimensions



Technical Data

General specifications

Output type	Analog current output or analog voltage output
Installation	quasi flush
Output polarity	DC
Actuating element	mild steel, e. g. 1.0037, SR235JR (formerly St37-2) 18 mm x 18 mm x 1 mm
Reduction factor r_{Al}	0.33
Reduction factor r_{Cu}	0.28
Reduction factor r_{304}	0.8
Reduction factor r_{Brass}	0.43
Measurement range	0 ... 6 mm
Output type	4-wire

Nominal ratings

Installation conditions	
A	2 mm

Release date: 2021-08-24 Date of issue: 2021-08-24 Filename: 70109006_eng.pdf

Refer to "General Notes Relating to Pepperl+Fuchs Product Information".

Pepperl+Fuchs Group
www.pepperl-fuchs.com

USA: +1 330 486 0001
fa-info@us.pepperl-fuchs.com

Germany: +49 621 776 1111
fa-info@de.pepperl-fuchs.com

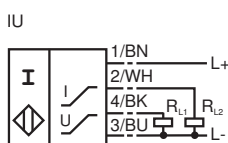
Singapore: +65 6779 9091
fa-info@sg.pepperl-fuchs.com

PF PEPPERL+FUCHS

Technical Data

B		12 mm
C		18 mm
F		14 mm
Operating voltage	U_B	15 ... 30 V , residual ripple 20 % U_B
Limit frequency (3dB)		1000 Hz
Reverse polarity protection		yes
Short-circuit protection		yes
Repeat accuracy	R	± 0.32 mm
Resolution		0 ... 1 μ m
No-load supply current	I_0	≤ 10 mA
Functional safety related parameters		
MTTF _d		551 a
Diagnostic Coverage (DC)		0 %
Analog output		
Output type		0 ... 10 V / 4 ... 20 mA
Load resistor		Current output A2: 0.4 k Ω ($U_B=15V$) / 1 k Ω ($U_B=30V$)
Load current		Voltage output A1: ≤ 15 mA
Recovery time		20 ms
Adjustment tolerance zero point		$\leq \pm 10$ % of full-scale value
Temperature drift		± 5 % (0 ... 70 °C) ± 10 % (-25 ... 0 °C)
Residual ripple		20 %
Compliance with standards and directives		
Standard conformity		
Standards		EN 60947-5-2:2007 IEC 60947-5-2:2007 EN 60947-5-7:2003 IEC 60947-5-7:2003
Approvals and certificates		
CCC approval		CCC approval / marking not required for products rated ≤ 36 V
Ambient conditions		
Ambient temperature		-25 ... 70 °C (-13 ... 158 °F)
Mechanical specifications		
Connection type		Connector plug M12 x 1 , 4-pin
Housing material		chromium plated brass
Sensing face		PBT
Degree of protection		IP67
Mass		27 g

Connection



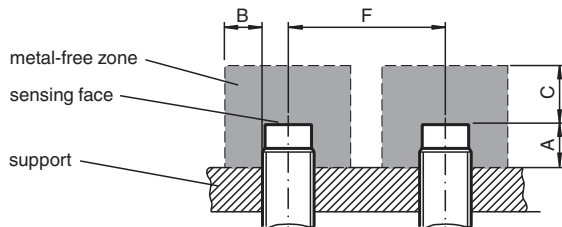
Connection Assignment



Wire colors in accordance with EN 60947-5-2

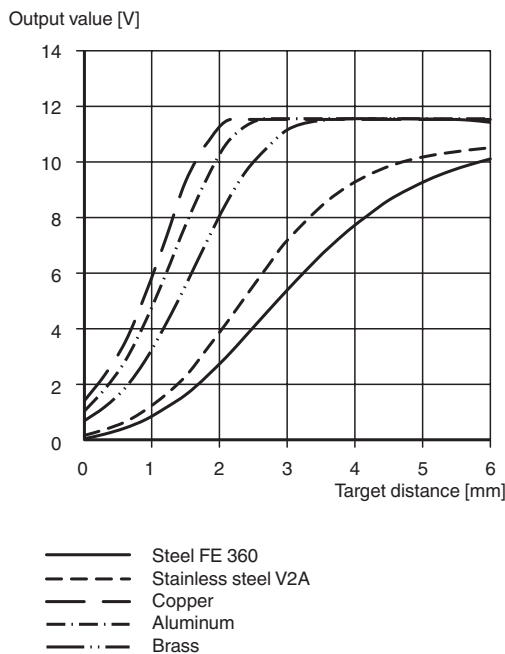
1	BN	(brown)
2	WH	(white)
3	BU	(blue)
4	BK	(black)

Installation



Characteristic Curve

Output characteristics





Release date: 2021-08-24 Date of issue: 2021-08-24 Filename: 70109006_eng.pdf

Accessories

	BF 12	Mounting flange, 12 mm
---	--------------	------------------------

Refer to "General Notes Relating to Pepperl+Fuchs Product Information".

Accessories

	<p>V1-G-2M-PUR</p>	<p>Female cordset single-ended M12 straight A-coded, 4-pin, PUR cable grey</p>
	<p>V1-W-2M-PUR</p>	<p>Female cordset single-ended M12 angled A-coded, 4-pin, PUR cable grey</p>

Release date: 2021-08-24 Date of issue: 2021-08-24 Filename: 70109006_eng.pdf

Refer to "General Notes Relating to Pepperl+Fuchs Product Information".

Pepperl+Fuchs Group
www.pepperl-fuchs.com

USA: +1 330 486 0001
fa-info@us.pepperl-fuchs.com

Germany: +49 621 776 1111
fa-info@de.pepperl-fuchs.com

Singapore: +65 6779 9091
fa-info@sg.pepperl-fuchs.com