

Ultrasonic sensor

UMC3000-30H-E5-5M



- Front of transducer and housing manufactured entirely from stainless steel
- Degree of protection IP68 / IP69K
- Programmable via DTM with PACTWARE
- Mounting bracket MH-30H-01 included in delivery

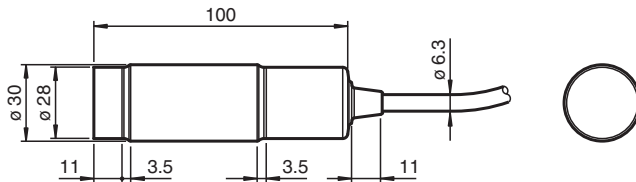
Single head system



Function

The enclosure and transducer of this ultrasonic sensor form a hermetically sealed unit. Therefore the sensor is suitable for all applications where a very high tightness is required. Since the sensor housing is made exclusively of V4A stainless steel and all seals are made of highly chemical-resistant materials, this sensor is also predestined for use in chemically aggressive environments. For reliable operation, due to the special design of this sensor, solely the enclosed mounting accessories must be used.

Dimensions



Technical Data

General specifications

Sensing range	200 ... 3000 mm
Adjustment range	240 ... 3000 mm
Dead band	0 ... 200 mm
Standard target plate	100 mm x 100 mm
Transducer frequency	approx. 100 kHz
Response delay	≤ 200 ms

Indicators/operating means

LED green	Operating display
LED yellow	switching state
LED red	error

Electrical specifications

Release date: 2021-02-05 Date of issue: 2021-02-05 Filename: 70128216_eng.pdf

Refer to "General Notes Relating to Pepperl+Fuchs Product Information".

Pepperl+Fuchs Group
www.pepperl-fuchs.com

USA: +1 330 486 0001
fa-info@us.pepperl-fuchs.com

Germany: +49 621 776 1111
fa-info@de.pepperl-fuchs.com

Singapore: +65 6779 9091
fa-info@sg.pepperl-fuchs.com

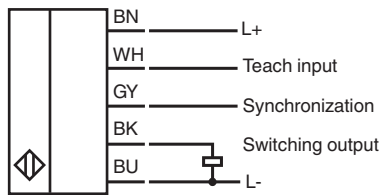
PF PEPPERL+FUCHS

Technical Data

Operating voltage	U_B	10 ... 30 V DC
No-load supply current	I_0	≤ 50 mA
Input/Output		
Input/output type		1 synchronization connection, bidirectional
0 Level		0 ... 1 V
1 Level		4 V ... U_B
Input impedance		> 12 kΩ
Output rated operating current		< 12 mA
Pulse length		≥ 200 μs
Pulse interval		≥ 2 ms
Synchronization frequency		
Common mode operation		≤ 20 Hz
Multiplex operation		≤ 20/n Hz, n = number of sensors n ≤ 10 (factory setting: 5)
Input		
Input type		1 program input
Level (switch point 1)		0 ... 1 V
Level (switch point 2)		4 V ... U_B
Input impedance		> 10 kΩ
Pulse length		2 ... 5 s
Output		
Output type		1 switching output E5, PNP NO/NC, programmable
Rated operating current	I_e	200 mA , short-circuit/overload protected
Voltage drop	U_d	≤ 2 V
Repeat accuracy		≤ 0.1 % of full-scale value
Switching frequency	f	≤ 2.8 Hz
Range hysteresis	H	programmable , preset to 1 mm
Temperature influence		< 1.5 % of full-scale value
Compliance with standards and directives		
Standard conformity		
Standards		EN 60947-5-2:2007+A1:2012 IEC 60947-5-2:2007 + A1:2012
Approvals and certificates		
CCC approval		CCC approval / marking not required for products rated ≤36 V
Ambient conditions		
Ambient temperature		-25 ... 60 °C (-13 ... 140 °F)
Storage temperature		-40 ... 85 °C (-40 ... 185 °F)
Mechanical specifications		
Connection type		cable PUR , 5 m
Core cross-section		5 x 0.5 mm ²
Degree of protection		IP68 / IP69K
Material		
Housing		stainless steel 1.4404 / AISI 316L LED window: VMQ Elastosil LR 3003/Shore 50 A
Transducer		Stainless steel 1.4435 / AISI 316L
Mass		425 g
Factory settings		
Output		near switch point: 240 mm far switch point: 3000 mm output function: Window mode output behavior: NO contact
General information		
Supplementary information		Switch settings of the external programming adapter: "output load": pull-down "output logic": inv

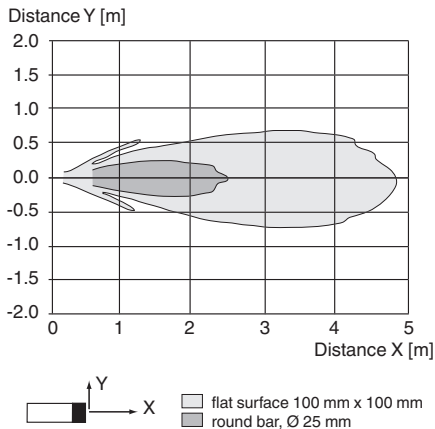
Release date: 2021-02-05 Date of issue: 2021-02-05 Filename: 70128216_eng.pdf

Connection



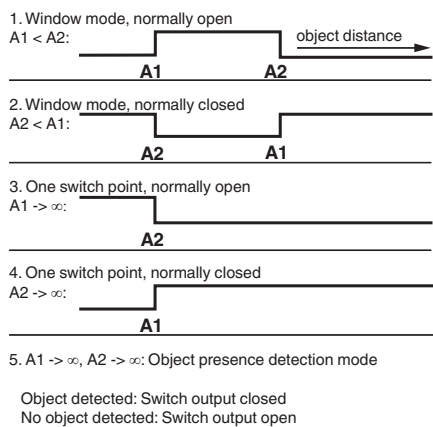
Characteristic Curve

Characteristic response curve



Programming

Switching output modes



Accessories

	UC-PROG1-USB	Programming adapter
	V15S-G-0,3M-PUR-WAGO	Male cordset, M12, 5-pin, PUR cable with WAGO terminals
	MH-30H-01	Mounting aid, 30 mm

Release date: 2021-02-05 Date of issue: 2021-02-05 Filename: 70128216_eng.pdf

Mounting

Mounting instructions



Comply with the minimum permissible bending radius of 70 mm, if you install the connecting cable!



The mounting accessories included with the sensor must be used in order to ensure reliable operation!

Commissioning

Adjustment possibilities

The sensor is equipped with 1 switching output with 2 programmable switch points. The programming of the switch points and the of output behavior can be done in two different ways:

- Using the teach input of the sensor
- Using the sensor's serial interface. This method requires an external programming adapter and the corresponding software. You will find the download link for the software at www.pepperl-fuchs.com on the product page of the sensor.

Synchronisation

The sensor features a synchronization input for suppressing ultrasonic mutual interference ("crosstalk"). The following synchronization modes are available:

1. Automatic multiplex mode
2. Automatic master slave common mode
3. Externally controlled synchronization

Further Documentation

For information on programming and synchronisation you may refer to the commissioning instruction.